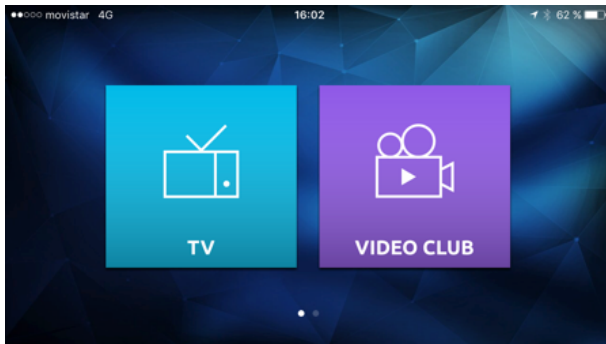


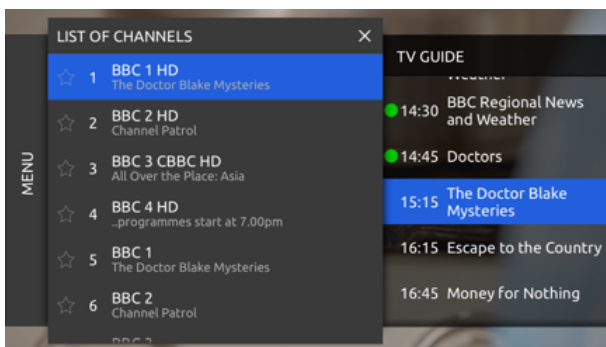
Eurobox Mobile TV Instructions



Go to Stalker TV app on your mobile or tablet.

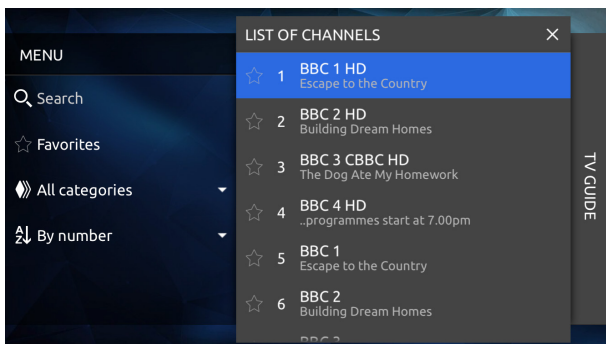


★ The screen will open showing TV and Video Club Scroll left to see Radio and Settings

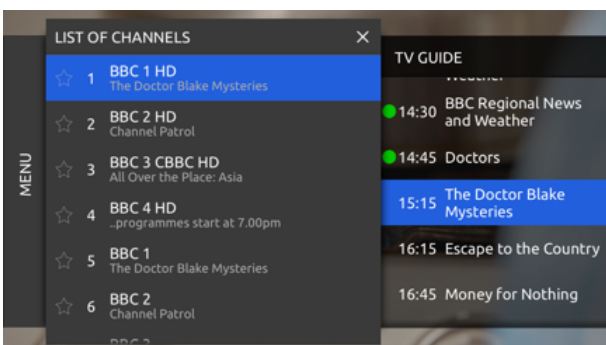


TV

★ Click the TV icon and you will be taken to the main screen



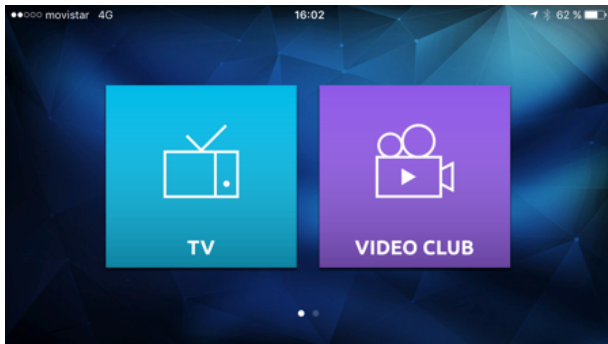
★ Click on the menu on the left hand side – here you can search channels by search, favourites, categories, by number and by name.



★ Depending on your search the list of channels will appear to the right in the TV Guide section. Simply choose the channel you want and press the x button to see it full screen.

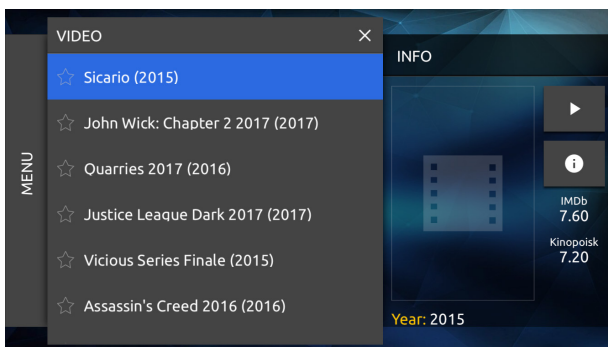
★ In the TV Guide section you will see programmes with a green spot next to them – these are your catch up channels

Eurobox Mobile TV Instructions

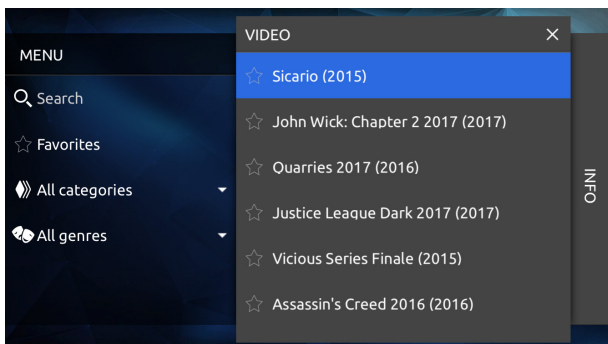


VIDEO CLUB


★ Click the Video icon and you will be taken to the main screen



★ Click on the menu on the left hand side – here you can search by search, favourites, categories and genres.



★ Depending on your search the list of movies/box sets/series will appear to the right. Simply select what you wish to watch, then press the play icon on the right hand screen.



★ Simply tap the screen to:

- Press pause, rewind etc
- Go to settings to change content mode or aspect ration